

# European Maritime and Fisheries Fund (EMFF)

## Slovenia

### Slovenia – overview

#### Coast, lakes and ports

The Slovenian coast on the north-east end of the Adriatic Sea (Gulf of Trieste) stretches over some 46 km between borders with Italy in the north and Croatia in the south.

The country's most important lakes are Bohinj and Bled in the Alpine North, both being important tourist attractions, but without commercial fisheries (there are no commercial inland fisheries in Slovenia).

The most important commercial cargo port is Koper, close to the Italian border, and the three main fishing harbours are located in Koper, Izola and Piran.

#### Potential

In terms of fish and seafood production, Slovenia's greatest potential undoubtedly lies in aquaculture: sea bass and shellfish are farmed at the coast, while in the hinterland, trout (cold water) and carp (warm water) dominate farmed species. An interesting aspect is the increase of fish consumption among Slovenians (whose fish consumption has previously been low), and the intention to satisfy higher domestic demand with their own production. Technical aquaculture (in closed systems with very little waste water and few alternative species) seems best suited to reconciling this activity with the Slovenians' strong ambition to keep their water bodies healthy.

The potential of sea fisheries is small, and so is their capacity, with the pelagic fleet in particular having been reduced heavily under the European Fisheries Fund (EFF) — most of the present stocks straddle borders and are shared with both neighbours, who operate far larger fleets. Slovenian sea fisheries are mainly a feature of the coastal way of life and tradition serving as a background for the tourism sector, which is much more important in economic terms. Of course, providing freshly caught fish is an important asset for tourism, too.

#### Economic performance and employment

In 2013, the Slovenian fishing fleet consisted of 171 registered vessels, with a combined gross tonnage of 599 GT, a total power of 8 500 kW and an average age of 36 years. The size of the fleet decreased between 2008 and 2013: the number of vessels by 5.5 %, and gross tonnage and power by 40 % and 20 %, respectively. The major determining factor in the drop was the scrapping of vessels under the EFF, including the two largest vessels, a pair of pelagic trawlers mainly used to catch pilchard.

The Slovenian national economy is not significantly influenced by the marine fisheries sector. However, the sector has a particular social



impact in terms of employment. Landings of almost 6 000 tonnes in 1990 had fallen to 330 tonnes in 2012. Total employment in 2012 was estimated at 107 jobs, corresponding to 63 full-time equivalents (FTEs). The employment level decreased between 2008 and 2012: the number of FTEs by 18 %, and the total employed by 2 %.

The value of fish products landed in 2014 was about EUR 1 287 000. In terms of economic performance, the amount of gross value added (GVA), gross profit and net profit generated by the Slovenian fleet in 2012 were EUR 1.6 million, EUR 0.3 million and EUR - 0.01 million, respectively.

Aquaculture production grew in 2014 by 17 % over 2013. Its total market value (approximately EUR 3 754 000) increased by 5 %. About 81 % of this production value was generated by inland water fish farming.

In 2014, the number of persons in employment in fisheries was roughly 6 % higher than in 2013. Regarding economic activities, the number of persons employed in marine fishing increased by 9 %, in sea-based aquaculture by 8 % and in inland water fish farming only by 3 %.

# Slovenia's Operational Programme









## Budget

**Total (EU + national):**  
**€32 647 364**

**EU contribution:**  
**€24 809 114**

The Operational Programme (OP) covers the six 'Union Priorities' defined in the EMFF, namely:

1.  promoting environmentally sustainable, resource-efficient, innovative, competitive and knowledge-based **fisheries**;
2.  fostering environmentally sustainable, resource-efficient, innovative, competitive and knowledge-based **aquaculture**;
3.  fostering the implementation of the **Common Fisheries Policy (CFP)**;
4.  increasing **employment and territorial cohesion**;
5.  fostering **marketing and processing**;
6.  fostering the implementation of the **Integrated Maritime Policy (IMP)**.



## 1. Fisheries

### What?

The remaining fleet falls exclusively under the category of small-scale coastal fishing — many vessels are outdated, in both safety and environmental aspects; gear selectivity needs improving.

### OP aim

Reduction of the impact of fisheries on the marine environment, including the prevention and reduction, as far as possible, of unwanted catches.

Enhancement of the competitiveness and viability of the small-scale coastal fleet, and the improvement of safety or working conditions.


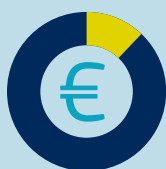
### Key result

Reduction of discards, increase of production and profits, decrease in work-related injuries and accidents, and creating and sustaining employment.

### Budget

**€ 3 000 000**

(12.09 % of the OP allocation)



## 2. Aquaculture

### What?

Fish farming is a sector that promises growth, in particular through an intelligent approach to quality and value adding that is integrated with environmental protection.

### OP aim

Technological development, innovation and knowledge transfer; competitiveness and viability of aquaculture small and medium-sized enterprises (SMEs) including improvement of safety or working conditions; protecting and restoring aquatic biodiversity, enhancing aquaculture-related ecosystems; promoting resource-efficient aquaculture, providing professional training and lifelong learning.

### Key objective

Increase volume, value and net profit of aquaculture production; increase organic aquaculture and recirculation systems; support environmental services; and create and maintain employment.

### Budget

**€ 6 000 000**

(24.18 % of the OP allocation)



### 3. Common Fisheries Policy (CFP)



#### What?

Fostering the implementation of the CFP through data collection and control activities.

#### OP aim

Improve scientific knowledge through data collection and management; and support monitoring, control and enforcement.


#### Key result

Better response to data calls, increased physical inspection, better detection of infringements.

#### Budget

**€ 4 266 308**

(17.19 % of the OP allocation)



### 4. Community-led local development strategies



#### What?

Increasing employment and territorial cohesion through fisheries and fish farming areas.

#### OP aim

Enhance employability and labour mobility in coastal and inland communities which depend on fishing and aquaculture, including the diversification of activities within fisheries and into other sectors of maritime economy. Implementation of Community-Led Local Development strategies in the hinterland is a novelty for Slovenia under the EMFF: the creation of fish farming areas will at the same time enhance rural development.

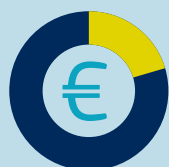
#### Key objective

Create and sustain employment; create businesses.

#### Budget

**€ 5 000 000**

(20.15 % of the OP allocation)



### 5. Marketing and processing



#### What?

Offer storage aid and help create producer organisations for fisheries and aquaculture products.

#### OP aim

Improve market organisation and support investment in processing and marketing.

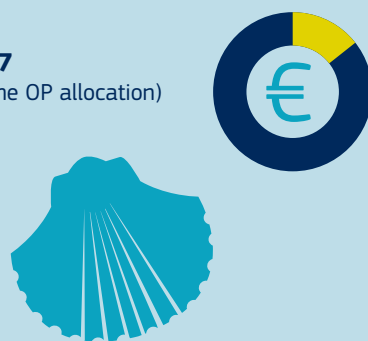
#### Key result

Improved value and volume of first sales.

#### Budget

**€ 3 558 077**

(14.34 % of the OP allocation)



### 6. Integrated Maritime Policy (IMP)



#### What?

Development and implementation of the IMP.

#### OP aim

Integrated maritime surveillance; and improvement of knowledge on the marine environment.


#### Key results

Enlarged Common Information Sharing Environment (CISE) and coverage of Natura 2000 areas.

#### Budget

**€ 1 000 000**

(4.03 % of the OP allocation)






### Simplification

Electronic support for funding applications.

### Synergies

Fisheries Local Action Groups (FLAGs) will join forces with rural Local Action Groups, as already seen in the coastal area.

## Success stories



The drastic reduction of fishing capacity leads away from mass production and towards value added, more so in times of shrunken landings.

Modern aquaculture, also in multi-trophic combinations like finfish and shellfish at the coast or recirculation outfits inland, with domestic species as a basis for the ever-growing angling tourist trade, marks the beginning of a future with high-quality standards and improved incomes.

## More information

• [European Commission Fisheries](#)

• [National website](#)

• [European Maritime and Fisheries Fund](#)

• [Aquaculture multiannual national plan](#)